


CANE ISLAND



ROBERTSON
ELEMENTARY SCHOOL

MODEL HOME PARK
NOW OPEN!

BUILDERS & MODEL HOMES

Warbler Cove—\$390+ 50'

- 1 David Weekley
1910 Olmstead Ct. | 713.858.1381
- 2 Perry Homes
1907 Olmstead Ct. | 832.723.5058

Zion Grove—\$390+ 50'

- 1 David Weekley
1910 Olmstead Ct. | 713.858.1381
- 2 Perry Homes
1907 Olmstead Ct. | 832.723.5058

Denall Park - \$390+ 50'

- 1 David Weekley
1910 Olmstead Ct. | 713.858.1381
- 2 Perry Homes
1907 Olmstead Ct. | 832.723.5058

Rolling Trails - \$390+ 50'

- 1 David Weekley
1910 Olmstead Ct. | 713.858.1381
- 2 Perry Homes
1907 Olmstead Ct. | 832.723.5058

Red Oak Park - \$450+ 55'

- 3 Coventry Homes
1914 Olmstead Ct. | 713.858.1381
- 4 Highland Homes
1902 Olmstead Ct. | 832.382.2829

Yosemite Trails - \$450+ 55'

- 3 Coventry Homes
1914 Olmstead Ct. | 713.858.1381
- 4 Highland Homes
1902 Olmstead Ct. | 832.382.2829

Wildflower - \$450+ 55'

- 3 Coventry Homes
1914 Olmstead Ct. | 713.858.1381
- 4 Highland Homes
1902 Olmstead Ct. | 832.382.2829

Compass Rose - \$450+ 55'

- 3 Coventry Homes
1914 Olmstead Ct. | 713.858.1381
- 4 Highland Homes
1902 Olmstead Ct. | 832.382.2829

Royal Manors - \$520+ 55'

- 8 Perry Valencia
1903 Longcroft Ln. | 832.723.5838

Royal Manors - \$460+ 60'

- 5 Chesmar Homes
1814 Rosings Way | 281.337.1111

North Cascades - \$490+ 60'

- 6 David Weekley Homes
1906 Olmstead Ct. | 713.858.1381
- 7 Perry Homes
1903 Olmstead Ct. | #

Monarch Fields - \$490+ 60'

- 6 David Weekley Homes
1906 Olmstead Ct. | 713.858.1381
- 7 Perry Homes
1903 Olmstead Ct. | #

Rolling Trails - \$490+ 60'

- 6 David Weekley Homes
1906 Olmstead Ct. | 713.858.1381
- 7 Perry Homes
1903 Olmstead Ct. | #

Cypress Cove - \$540+ 65'

- 9 David Weekley Homes
1922 Kessler Point Pl. | #
- 10 Highland Homes
1918 Kessler Point Pl. | #

Redwoods - \$540+ 65'

- 9 David Weekley Homes
1922 Kessler Point Pl. | #
- 10 Highland Homes
1918 Kessler Point Pl. | #

The Springs - \$540+ 65'

- 9 David Weekley Homes
1922 Kessler Point Pl. | #
- 10 Highland Homes
1918 Kessler Point Pl. | #

Myrtle Manor - \$590+ 70'

- 11 Shea Homes
1910 Kessler Point Pl. | #
- 12 Coventry Homes
1906 Kessler Point Pl. | #

The Uplands - \$590+ 70'

- 11 Shea Homes
1910 Kessler Point Pl. | #
- 12 Coventry Homes
1906 Kessler Point Pl. | #

Mirabeau Ridge - \$720+ 80'

- 13 Highland Homes
1903 Kessler Point Pl. | #
- 14 Perry Homes
1914 Kessler Point Pl. | #

Starling Heights - \$720+ 80'

- 13 Highland Homes
1903 Kessler Point Pl. | #
- 14 Perry Homes
1914 Kessler Point Pl. | #

Champions Trail - \$720+ 80'

- 13 Highland Homes
1903 Kessler Point Pl. | #
- 14 Perry Homes
1914 Kessler Point Pl. | #

Perry Homes 90'

CUSTOM HOMES

The Estates -
1/2 Acre+ Homesties

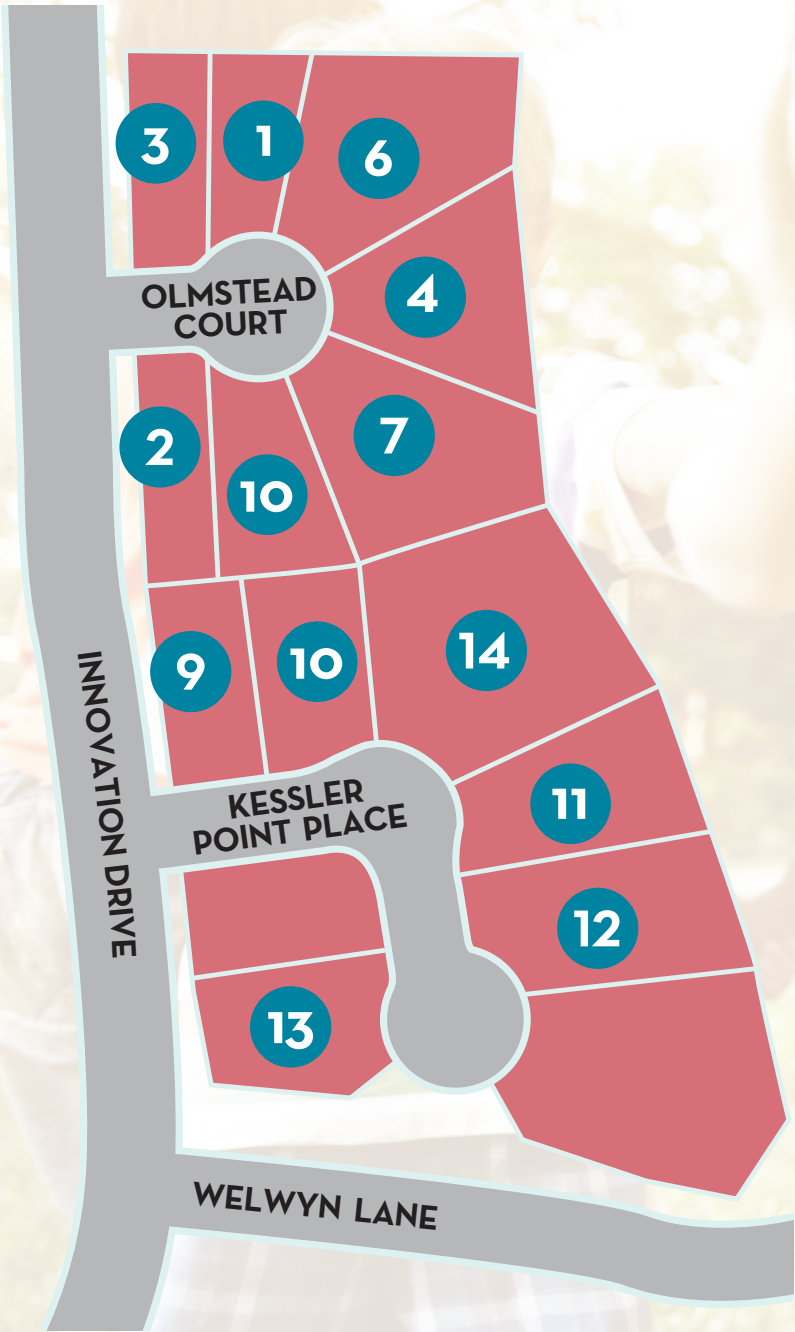
Gated Community

William David
build@williamdavidhomes.com
By appointment only.
Email info@caneisland.com for
more information.

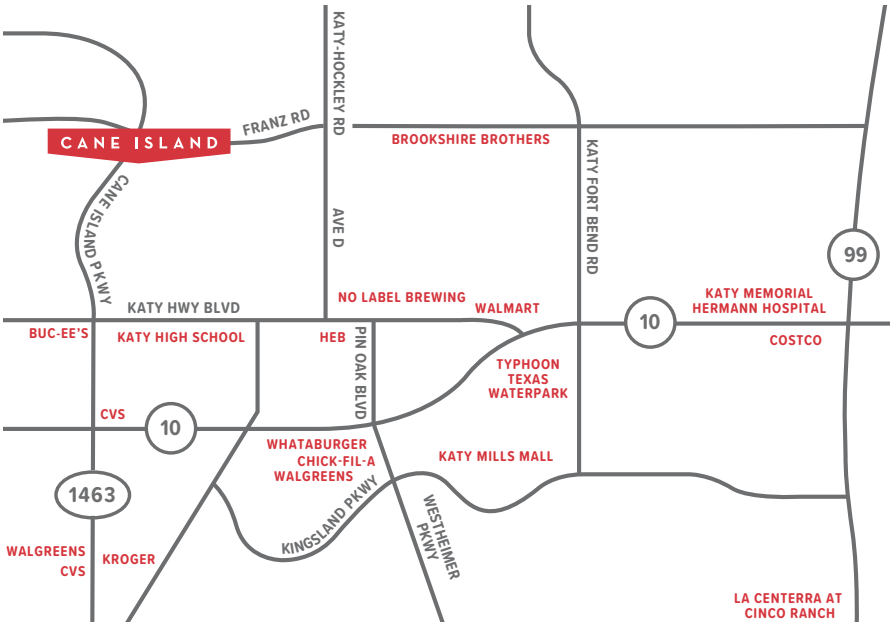
Prices, features and availability subject to change without notice. No warranty or representation of intended use, design or proposed improvements are made herein. All plans for land or facilities are subject to change without notice. Nothing presented in this advertisement shall obligate the owner, or any other person or entity, to construct facilities or develop land as shown. We are pledged to the letter and spirit of U.S. policy for the achievement of Equal Housing Opportunity in which there are no barriers to obtaining housing because of race, color, religion, sex or national origin.08/23



MODEL HOME PARK



JUST OFF I-10
10 MINUTES FROM KATY MILLS MALL
15 MIN FROM LA CENTERRA AT CINCO RANCH



START YOUR TOUR
at Cane Quarter & Welcome Center

CANEISLAND.COM



281.915.5515 | 2100 Cane Island Pkwy, Katy, TX 77493
Mon - Sat 10am - 6pm | Sun Closed



©2023 Rise Communities. Prices subject to change. The maps are for illustration purposes only, based upon current development concepts, which are subject to change without notice. No guarantee is made that the features depicted will be built, or, if built, will be as depicted. There is no assurance of future development or that it will be developed as shown. Photographs shown do not always depict actual locations/ features in the Community. Prices, specifications, details, and availability of a Builder's new homes are subject to change without notice. 08/23.

CANE ISLAND



MODEL HOME
MAP GUIDE

AWARD-WINNING BUILDERS

- 1 DAVID WEEKLEY HOMES – \$390s
- 2 PERRY HOMES – \$420s
- 3 COVENTRY HOMES – \$450s
- 4 HIGHLAND HOMES – \$450s
- 5 *CHESMAR HOMES – \$460s
- 6 DAVID WEEKLEY HOMES – \$490s
- 7 PERRY HOMES – \$540s
- 8 *PERRY VALENCIA – \$520s
- 9 DAVID WEEKLEY HOMES – \$540s
- 10 HIGHLAND HOMES – \$580s
- 11 SHEA HOMES – \$620s
- 12 COVENTRY HOMES – \$590s
- 13 HIGHLAND HOMES – \$720s
- 14 PERRY HOMES – \$720s

*See large map inside for more details

